


# MLA 9 Basics



# MLA 9 Template

- Citation generators OK but must understand basics to ID Errors
- Pay attention to punctuation

## MLA Practice Template

1	Author.
2	Title of source.
CONTAINER 1	
3	Title of container,
4	Other contributors,
5	Version,
6	Number,
7	Publisher,
8	Publication date,
9	Location.
CONTAINER 2	
3	Title of container,
4	Other contributors,
5	Version,
6	Number,
7	Publisher,
8	Publication date,
9	Location.





# **Additional Notes on MLA 8**

# 1

Inverted name



- Author = last name, first name for first author
- Multiple Authors:
  - Invert 1<sup>st</sup> one, not others
  - 3+ authors = list first author + et. al. (Eg. Smith, John et. al.)



# 2

- “ ” article/chapter/webpage title
- *ITALICIZE* if book with one author...i.e. if it is NOT an anthology.




# 3

- *ITALICIZE* book, periodical, website title



# 4

- Identify type of contributor: edited by, illustrated by, translated by, etc.
- Don't abbreviate 
- Add name but don't invert




# 5

- Edition of a book → Eg. 3<sup>rd</sup> edition
- Version of a source → King James version





# 6

- Use if source part of a # sequence
- Example:
  - vol. #, issue # (vol. 6, no. 2) of a journal 
  - Season, episode
  - Vol. of encyclopedia



# 7

- Who distributes the source (**company name**)



# 9

- Pg. #s (anthology, PDF database article, print periodical) or URL (website)



# CONTAINER 2

- Choose the ones that apply; skip the ones that don't
- Most often used:
  - 3. Title of Container → Database name (Italicize) E.g. *Academic Search Premier* or *Explora*
  - 8. Accessed Date
  - 9. Location in database [DOI #, source ID, or URL]

